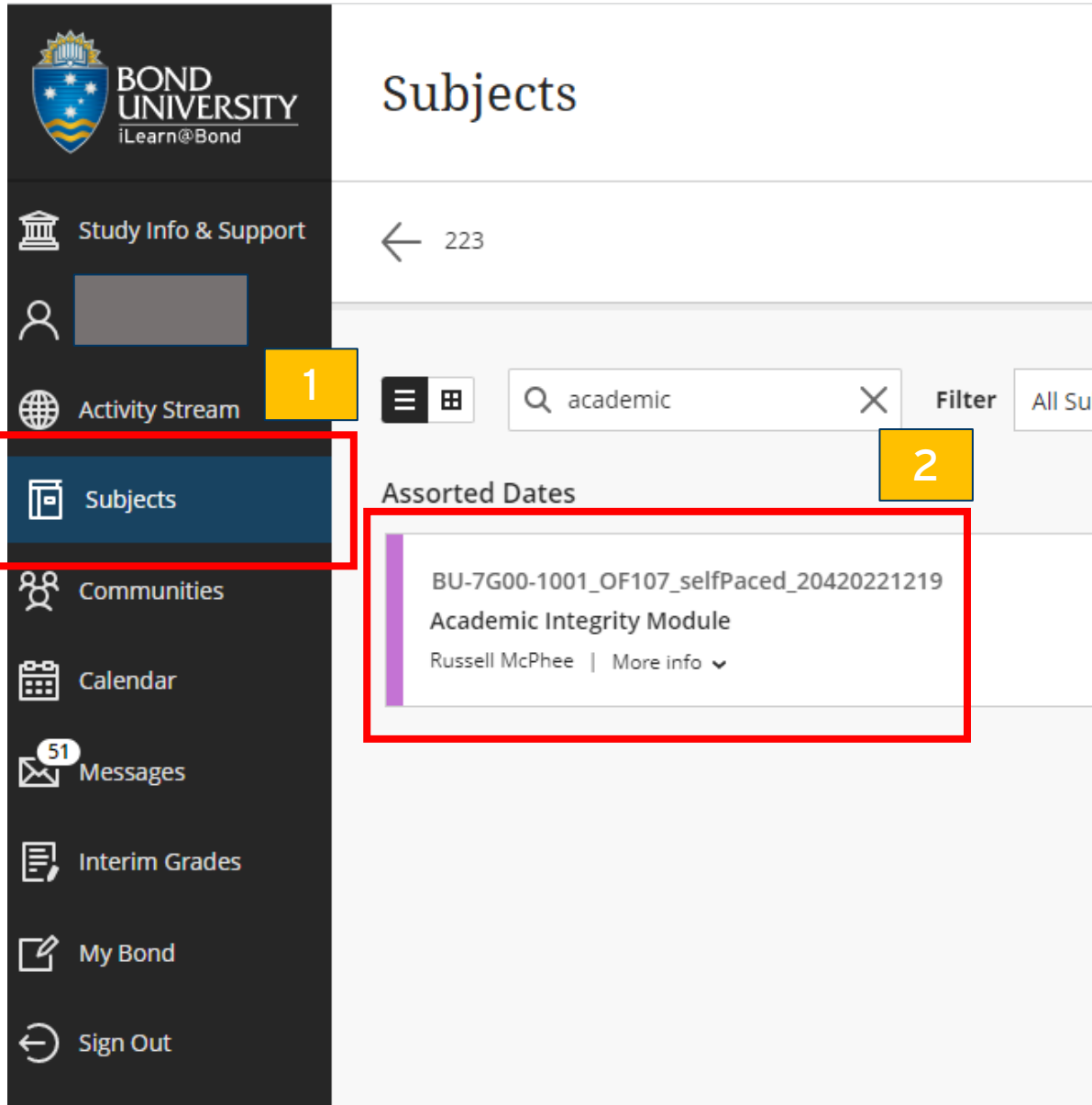


# STEP BY STEP GUIDE TO COMPLETE THE COMPULSORY ONLINE ACADEMIC INTEGRITY MODULE - Students



The screenshot shows the iLearn@Bond interface. On the left is a dark navigation menu with icons and labels: Study Info & Support, Activity Stream, Subjects (highlighted with a red box and a yellow '1'), Communities, Calendar, Messages (with a '51' notification), Interim Grades, My Bond, and Sign Out. The main content area is titled 'Subjects' and shows a search bar with 'academic' entered, a filter button, and a list of 'Assorted Dates'. The first item in the list is 'BU-7G00-1001\_OF107\_selfPaced\_20420221219 Academic Integrity Module' by Russell McPhee, highlighted with a red box and a yellow '2'.

BU-7G00-1001\_OF107\_selfPaced\_20420221219

## Academic Integrity Module

Content Calendar Discussions Gradebook Messages

### Subject Contacts

No subject contacts

### Details & Actions

- Course register [View everyone on your course](#)
- Course Groups [View sets & groups](#)
- Subject Image [Edit display settings](#)
- Course is open [Students can access this course](#)
- Blackboard Collaborate Room disabled
- Attendance [Mark attendance](#)
- Announcements [Create announcement](#)
- Books & Tools [View resources & course tools](#)
- Question Banks [Manage banks](#)



### Course Content

- Course overview [Visible to students](#)

3

#### Academic Integrity Module

- [Visible to students](#)

Estimated learning time: 30 minutes

4

#### Congratulations, your certificate is available here

- [Release conditions](#) [Performance](#)

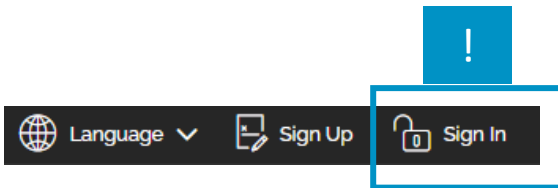
To download your certificate of completion, click the green a

# STEP BY STEP GUIDE TO COMPLETE THE COMPULSORY ONLINE ACADEMIC INTEGRITY MODULE - Staff

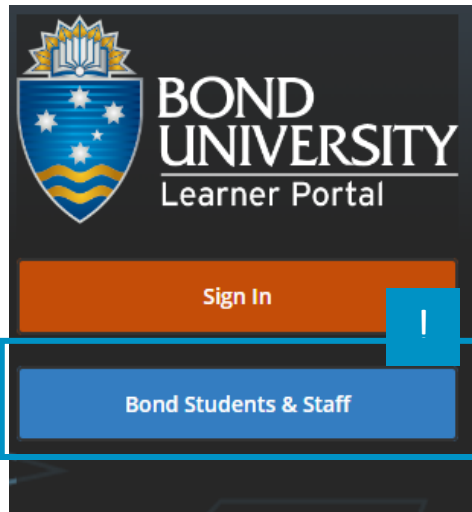
1 Go to the Bond Learner Portal

[learner.bond.edu.au](http://learner.bond.edu.au)

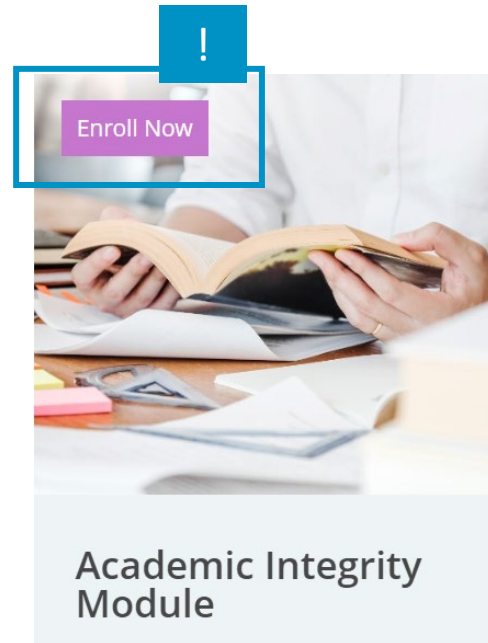
2 Select Sign In



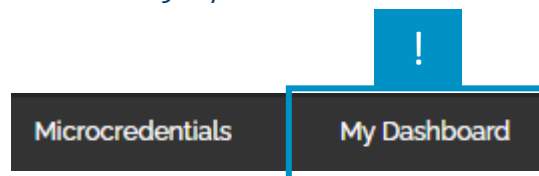
3 Select **Bond SSO** and sign in with your Bond credentials



4 Enrol in Academic Integrity Module



5 Once enrolled, find Academic Integrity Module via Dashboard





Once you have completed the module

6 Download your certificate of achievement, via My Dashboard



7 To download, click on the green and blue certificate icon



## SUPPORT

If you experience difficulties, contact us for assistance with a description of the problem and a screenshot to [info@learner.bond.edu.au](mailto:info@learner.bond.edu.au) or [ai@bond.edu.au](mailto:ai@bond.edu.au)