



**BOND
UNIVERSITY**

Annual Accounts

2020

**BOND UNIVERSITY LIMITED
A.C.N. 010 694 121
AND CONTROLLED ENTITIES**

COMPANY PARTICULARS

Directors

Honourable Dr Annabelle Bennett AC SC	(Chancellor)
Professor Timothy Brailsford	(Vice Chancellor)
David Baxby	
Derek Cronin	
Professor Daryl Le Grew AO	
Victor Hoog Antink	
Lisa MacCallum	
Lisa Paul AO PSM	
Dr Emmanuel Pohl AM	
Katherine Vidgen	

Secretary

Michael Dean

Registered Office

Bond University Limited
Level 6, The Arch
Bond University Qld 4229

Auditors

Ernst & Young
111 Eagle Street
Brisbane Qld 4000

Solicitors

Minter Ellison
Waterfront Place
1 Eagle Street
Brisbane Qld 4000

Bankers

Westpac Banking Corporation
260 Queen Street
Brisbane Qld 4000

DIRECTORS' REPORT

The directors present their report on the consolidated entity consisting of Bond University Limited and the entities it controlled ("Group") at the end of, or during, the year ended 31 December 2020.

Directors

The following persons were directors of Bond University Limited during the whole of the financial year and up to the date of this report:

Honourable Dr Annabelle Bennett AC SC

Professor Timothy Brailsford

David Baxby

Derek Cronin

Professor Daryl Le Grew AO

Victor Hoog Antink

Lisa MacCallum

Lisa Paul AO PSM

Dr Emmanuel Pohl AM

Dr Darryl Gregor OAM was a director from the beginning of the financial year until his retirement on 19 May 2020.

Katherine Vidgen was elected as a director on 19 May 2020 and continues in office at the date of this report.

Mission Statement

As Australia's first private non-profit university, Bond University seeks to be recognised internationally as a leading independent university, imbued with a spirit to innovate, a commitment to influence and a dedication to inspire tomorrow's professionals who share a personalised and transformational student experience.

Objectives and Strategies

Objectives:

1. Build on our international brand, underpinned by a distinctive value proposition centred on an outstanding student experience.
2. Strengthen our financially sustainable business model and robust capital base.
3. Grow and diversify our student enrolments, particularly through international and postgraduate students.
4. Focus on niche centres of research excellence.

Strategies:

1. Delivering educational programs that are relevant, distinctive and high quality and ensuring our ability to innovate and move with the market.
2. Distinguishing our University within the market by our commitment to innovate practices which improve student experience and graduate outcomes and emphasise our intellectual contribution.
3. Elevating our standing and reach by engaging with business, industry, government, academe, schools and community through research, partnership and collaboration, as well as deepening our involvement with alumni in all aspects of our University life.
4. Harnessing the abilities, commitment and cohesiveness of our workforce by promoting the culture of passionate support within our University, implementing technology that support new modes of learning and teaching, and supporting innovative practice.

DIRECTORS' REPORT (continued)

Principal Activities and Significant Changes in Nature of Activities

The principal activity of the consolidated entity is the promotion and operation of Bond University in Queensland. The University also has an agreement with Business Breakthrough University (BBT) in Japan for the delivery of a Masters of Business Administration program in Japan.

Bond University provides a range of pathway programs into the University, including English language programs through the Bond University College.

In addition to this, Bond University Limited has two subsidiaries - Campus Operations Pty Ltd operates student accommodation including food and beverage facilities and Lashkar Pty Ltd owns and manages the Bond Institute of Health and Sport (BIHS) building.

These principal activities have directly contributed to Bond achieving its objectives. As a not-for-profit entity, the University reinvests its surplus from operations back into the University and continues to introduce new courses, maintain and enhance an innovative and agile teaching and learning environment with the increasing use of technology, and invests in research (including collaborations with industry partners).

Key Performance Indicators

The Council and management monitor the Group's overall performance, from its implementation of the mission statement and strategic plan through to the performance of the Group against its operating plan and budget.

The Council, together with management, have identified key performance indicators (KPIs) that will be used to monitor performance. These KPIs have been developed across each of the key objectives of the University and include measures of financial performance, surveys to assess the quality of services provided to the students including teaching and learning outcomes, improvements in the proportion of research active staff including measurement of research outputs, increase in industry partnerships and internships for students.

Senior management report, on a regular basis, the outcome of these measures to Council.

Dividends

Bond University Limited is a not-for-profit company limited by guarantee. Accordingly, no dividend was declared (2019: nil).

Other Corporate Information

Bond University Limited is incorporated as a company limited by guarantee. Pursuant to the Constitution of the company, each member has undertaken in the event of a deficiency on winding up, to contribute an amount not exceeding \$10. At 31 December 2020, the registered membership of the company was 30 and the collective liability of members was \$300 (2019: \$300).

DIRECTORS' REPORT (continued)

Review of Operations

Despite unprecedented challenges brought on by the Covid-19 pandemic and associated travel restrictions, the University moved quickly and decisively to manage its impact. Protecting the health and wellbeing of the Bond Community and maintaining the quality of the student experience were paramount at all times.

The University created an Innovation Task Force that delivered on bringing new products to market shoring up recruitment and achieved cost savings across all areas of expenditure including salaries while maintaining morale through a strategy of retention not redundancy.

In terms of the forward outlook the University successfully negotiated relief from its bank covenants throughout 2021 ensuring its commitments can be comfortably met even under extremely negative conditions. Post 2020 the existence of Covid-19 will continue and a deficit has been budgeted for in 2021, however January enrolments in 2021 have already exceeded target.

It is against this background that the University achieved a net profit of \$20.8 million for the year compared with \$14.3 million in the prior year. However, the University received \$17.7 million in government grants via the national Jobkeeper scheme.

The net profit was derived from total operating revenue of \$171.3 million (2019: \$199.7 million) and other income of \$35.4 million (2019: \$12.9 million), less total operating expenditure of \$185.9 million (2019: \$198.3 million).

The University includes in other income all research, donations and grants income, for which there can be specific restrictions on their use.

Fair value gains on financial assets are included in Other Comprehensive Income. The total gain for 2020 amounted to \$9.1 million (2019: \$18.6 million) and is primarily attributable to the University's investment in Education Australia Ltd.

Significant Changes in the State of Affairs

There were no significant changes in the state of affairs of the consolidated entity during the financial year.

Matters Subsequent to the End of the Financial Year

Subsequent to year end, the Federal Government Fair Work Amendment (Supporting Australia's Jobs and Economic Recovery) Bill 2020 (the Bill) dealing with casual employment passed Federal Parliament on 22 March 2021 however implementation date is to be determined. At the date of this report, the Bill is still not legislation and has therefore not been taken into consideration in the determination of employee benefit provisions at 31 December 2020. This Bill is in respect to amendments under the Fair Work Act surrounding the definition of status as a casual employee and determination of employee provisions arising from that status including any offset of loading provisions.

No other matter or circumstance has arisen since 31 December 2020 that has significantly affected or may significantly affect:

- (a) the consolidated entity's operations in future financial years, or
- (b) the results of those operations in future financial years, or
- (c) the consolidated entity's state of affairs in future financial years.

Likely Developments and Expected Results of Operations

There are no likely developments not otherwise disclosed in the accounts to report upon.

Environmental Regulation

The company is subject to environmental regulation only in respect to any tree clearing that may be associated with a new building site or in the case of a specialised building, the management of medical or trade waste.

DIRECTORS' REPORT (continued)

Information on Directors

Honourable Dr Annabelle Bennett AC SC *Chairman – Non-executive director*

Qualifications

BSc (Hon), PhD (Syd), LLB (UNSW), DUniv honoris causa (ANU), DLaws honoris causa (UNSW)

Experience

Independent non-executive director and Chairman of Bond University Limited since 19 April 2016. Dr Bennett retired as a Judge of the Federal Court of Australia in March 2016 after a distinguished career in the law. She became a Senior Counsel in New South Wales in 1994. In addition to an appointment as a judge of the Federal Court of Australia, Dr Bennett has served as the President of the Copyright Tribunal of Australia, Arbitrator of the Court of Arbitration for Sport, Presidential Member of the Administrative Appeals Tribunal and an Additional Judge of the Supreme Court of the ACT. In 1998, she joined the Council of the Australian National University and served for over a decade as Pro Chancellor. She has also served as Chairman of the National Health and Medical Research Council. In 2005 she was appointed as an Officer of the Order of Australia (AO) for service to the law, particularly in the areas of intellectual property, administrative law and professional conduct, and to the community. In 2019, Dr Bennett was awarded the Companion of the Order of Australia.

Other current directorships

Non-Executive Director, Garvan Institute of Medical Research.
President, Anti-Discrimination Board of New South Wales.
Chair, Australian Nuclear Science and Technology Organisation (ANSTO).
Chair, Gardior Group of Companies

Special responsibilities

Chancellor.
Chairman of Nominations Advisory Committee.
Member of Audit & Risk Management Committee.
Member of Occupational Health and Safety Committee.
Member of Bond University Limited.

Professor Timothy Brailsford *Executive director*

Qualifications

PhD Monash, MEc, FCPA, CA, SFFin

Experience

Executive director, Vice-Chancellor and President of Bond University Limited since 11 January 2012. Former Executive Dean of Faculty of Business, Economics, Law and Tourism of the University of Queensland. Former Foundation Head & Dean of the UQ Business School. Former Dean of the Faculty of Economics and Commerce of the Australian National University.

Other current directorships

Director, Education Australia Limited.

Special responsibilities

Vice-Chancellor and President.

DIRECTORS' REPORT (continued)

Information on Directors (continued)

David Baxby *Non-executive director*

Qualifications

BComm LLB (Hons) Bond

Experience

Independent non-executive director of Bond University Limited since 17 April 2015. Following his graduation from Bond University with Law and Commerce Degrees, Mr. Baxby completed 8 years with Goldman Sachs both in Sydney and London. He then spent 10 years working for the Virgin Group in Sydney, Shanghai and Geneva culminating in his appointment as Group Co-CEO for the Virgin Group in Geneva. He has spent the past 20 years immersed in a diverse range of industries spanning aviation, banking, mobile telephony and technology. In 2017, Mr. Baxby was appointed Managing Director, Wesfarmers Industrials Division which comprises of Resources, Industrial and Safety, Chemicals, Energy and Fertiliser businesses. Mr. Baxby is a 921 alumni of the University. Mr. Baxby is a current member of the Australian Institute of Company Directors; Advance Australia Foundation; Australian Venture Capital Association and Family Office Circle.

Other current directorships

Chairman, Workpac Group

Non Executive Director, Ancey Capital Partners Pty Ltd.

(Jon) Derek Cronin *Non-executive director*

Qualifications

LLB Bond

Experience

Independent non-executive director of Bond University Limited since 17 April 2015. Mr. Cronin is an experienced lawyer with considerable expertise in dispute resolution and commercial litigation. He brings significant skills and experience in the legal, general business, commercial and community sectors, together with a sound understanding of the higher education sector. Mr. Cronin is an 892 alumni of the University.

Other current directorships

Director, Northcliffe Surf Life Saving Supporters Club.

Director, Forbes Storage Gold Coast Pty Ltd.

Director, Forbes Cronin Investments Pty Ltd.

DIRECTORS' REPORT (continued)

Information on Directors (continued)

Professor Daryl Le Grew AO *Non-executive director*

Qualifications

MArch(Melb), DLitt (Hon) (Tas)

Experience

Independent non-executive director of Bond University Limited since 5 May 2017. Former Vice Chancellor of the University of Tasmania and of the University of Canterbury. Professor Le Grew runs his own design consultancy and is an internationally recognised researcher and practitioner who works extensively within the fields of University futures, campus futures, urban Architecture and creative thinking. Professor Le Grew has over 14 years as a Vice Chancellor intertwined with Architectural research and practice. The skills that Professor Le Grew brings to Council are: Education, Governance, Community Service, International and Corporate/Commercial.

Other current directorships

Director, Le Grew Design Pty Ltd.

Director, Australian Centre for Innovation and Design.

Director, Creative Futures Limited.

Victor P Hoog Antink *Non-executive director*

Qualifications

MBA Harv, BCom Qld, FCA, FAICD, FRICS, FAPI

Experience

Independent non-executive director of Bond University Limited since 26 December 2014. Mr. Hoog Antink is the Chairman of the Bond Business School Advisory Board. He is a Director of Sands China Ltd (HKSE 1928) listed in Hong Kong and a former Chairman of South Bank Corporation. Before becoming a Non-Executive Director in 2012, Mr. Hoog Antink was the CEO of the DEXUS Property Group for more than eight years. Prior to that, he was the Director of Funds Management at Westfield responsible for the Westfield Trust and the Westfield America Trust. Mr. Hoog Antink has also served as the Chairman of the Property Industry Foundation and as the National President of the Property Council of Australia and has been awarded honorary national life membership of the Property Council of Australia. He has extensive experience in managing businesses and investments in Australia and internationally.

Other current directorships

Director, Sands China Limited.

Special responsibilities

Chairman of Audit & Risk Management Committee.

Chairman of Occupational Health & Safety Committee.

Member of Bond University Limited.

Chairman of Bond Business School Advisory Board.

DIRECTORS' REPORT (continued)

Information on Directors (continued)

Lisa MacCallum *Non-executive director*

Qualifications

BA, BComm (Bond), CPA

Experience

Independent non-executive director of Bond University Limited since 5 May 2017. She is the Founder and creator of Inspired Companies – a framework for Action and approach to brand strategy to support the corporate sector's transition from profit as purpose to profit through the pursuit of bigger more purposeful ideas. Ms. MacCallum provides independent strategic advice to a range of companies looking to navigate this transition, create competitive advantage and deliver sustained profitable growth. She brings the following skills to Council: Education, Brand Strategy, Strategic Communications; Corporate/Commercial; Community Service; Technology and global perspective. Ms. MacCallum founded a Japanese multi-media company and related university programs in 1998 and has held a number of senior positions in global companies, most recently as Vice President for NIKE Inc. She has consulted with a number of for-profit and not-for-profit organisations in a range of discipline areas.

Other current directorships

Director, @inspiredcompanies Pty Ltd

Non-executive Director, Limeade Limited

Member, ESG Global Advisory Board, KAO Corporation Ltd

Lisa Paul AO PSM *Non-executive director*

Qualifications

BA (Hons), FAICD, FACEL, FAIM, FIPAA, FANZSOG

Experience

Independent non-executive director of Bond University Limited since 19 April 2016. Ms. Paul has been a Chief Executive in the Australian federal government from 2004 to 2016, most recently as the Secretary of the Australian Government Department of Education and Training. She is an Australian National University Policy Fellow, a Fellow of the Australian Institute of Company Directors, a Fellow of the Australian Council for Educational Leaders, National Fellow of the Institute of Public Administration Australia, a Fellow of the Australian Institute of Management, a member of Chief Executive Women and a Fellow of the Australian and New Zealand School of Government. She is also a delegate to the Australian Davos Connection. Ms. Paul currently serves on the Naval Shipbuilding Advisory Board as well as the Boards of Navitas, Advanced Personnel Management (APM), Social Ventures Australia, Australian Schools Plus, High Resolves, the Australia American Educational Leadership Foundation Ltd and the Australian Research Alliance for Children and Youth. She is a former Director of the Programmed Group as well as a member of the Advisory Board to the Melbourne Accelerator Program and Enterprise Professor-Public Policy at The University of Melbourne.

Other current directorships

Non-Executive Director, Australia America Education Leadership Foundation.

Non-Executive Director, Advanced Personnel Management Group.

Non-Executive Director, Australian Research Alliance for Children and Youth.

Non-Executive Director and Chair, Curriculum subcommittee, High Resolves.

Member of Advisory Board, Melbourne Accelerator Program.

Member of Advisory Board, Australian Naval Shipbuilding.

Non-Executive Director, Navitas Limited.

Non-Executive Director, Schools Plus.

Bond University Limited and Controlled Entities

Non-Executive Director, Social Ventures Australia.

DIRECTORS' REPORT (continued)

Information on Directors (continued)

Dr Emmanuel Pohl AM *Non-executive director*

Qualifications

B.Sc (Eng), MBA, DBA, FAICD, MSAA, F Fin

Experience

Independent non-executive director of Bond University Limited since 19 April 2016. Dr. Pohl is currently Chairman and CIO of investment house EC Pohl & Co, which he founded in June 2012. EC Pohl & Co is an investment manager that specialises in identifying and investing in quality Australian companies. He has more than thirty years of investment experience and has served on the boards of several major corporations and the Accounting Practices Board in his native South Africa and his adopted home Australia. He has extensive experience in the funds management industry. His past roles have included, Director, Queensland Gas Co Ltd; Director, Growth Equities Corp Ltd; Founding Managing Director and Chairman of the Investment Committee, Hyperion Asset Management Limited; Portfolio Manager, Westpac Investment Management and Director and Head of Research, Davis Borkum Hare Inc. He has also been heavily involved in the community sector, particularly with sport, health, environment and arts philanthropic organisations. He was member of the Mater Research Foundation and the Great Barrier Reef Research Foundation. In 2019, Dr Pohl was made a member of the Order of Australia for services to finance and to the community.

Other current directorships

Managing Director, Global Masters Fund Limited.

Managing Director, Athelney Trust Plc.

Chairman, EC Pohl & Co Pty Ltd.

Chairman, ECP Asset Management Pty Ltd.

Chairman, EC Pohl & Co Private Equity Limited.

Chairman, POHL Pty Ltd.

Director, Huysamer International Holdings (Pty) Ltd.

Trustee, Currumbin Wild Life Hospital Foundation.

Managing Director, Flagship Investments Ltd.

Director, Mike's Kitchen (Aust) Pty Ltd.

Special responsibilities

Member of Audit & Risk Management Committee.

Member of Occupational Health and Safety Committee.

Member of Nominations Committee.

Chairman and President of Bond University Rugby Club.

DIRECTORS' REPORT (continued)

Information on Directors (continued)

Katherine Vidgen *Non-executive director*

Qualifications

BA (IR), LLB (Hons) Bond

Experience

Independent and non-executive director of Bond University Limited since 19 May 2020. Following graduation from Bond University in Law and International Relations Ms Vidgen has occupied a number of roles, principally in the energy and resources sector. Ms Vidgen has occupied senior roles at Macquarie Bank since 1998. Currently, she is Senior Managing Director and Global Head of Oil and Gas Principal Macquarie Capital. Prior to joining Macquarie, she was a solicitor specialising in the energy sector and project finance. She has wide ranging experience across a number of industry sectors including infrastructure, utilities and telecommunications. She is Non-Executive Director of Aurizon Holdings Ltd. Ms Vidgen has also been the Victorian Chair of Chief Executive Women and a director on the national board.

Other current directorships

Non-Executive Director, Aurizon Holdings Ltd.

Company Secretary

The Company Secretary is Mr. Michael Dean LLB, GDipAppCorpGov, MMgmt, FCIS, FGIS. Mr Dean was appointed to the position of Company Secretary on 8 October 2009.

Meetings of Directors

The numbers of meetings that each Director was eligible to attend and the number they attended for the year ended 31 December 2020 were:

	MEETINGS OF DIRECTORS		MEETINGS OF COMMITTEES			
	Scheduled Meetings & Attendance		Audit & Risk Management Committee		Occupational Health & Safety Committee	
	No. of Mtgs Held*	No. of Mtgs Attended	No. of Mtgs Held*	No. of Mtgs Attended	No. of Mtgs Held*	No. of Mtgs Attended
A. Bennett	6	6	3	3	3	3
T. Brailsford	6	5	3	3	3	3
D. Baxby	6	6	**	**	**	**
D. Cronin	6	6	**	**	**	**
D. Gregor	1	1	**	**	**	**
V. Hoog Antink	6	6	3	3	3	3
D. Le Grew	6	6	**	**	**	**
L. MacCallum	6	6	**	**	**	**
L. Paul	6	4	**	**	**	**
E. Pohl	6	6	3	3	3	3
K. Vidgen	5	5	**	**	**	**

* Number of meetings held during the time the director held office or was a member of the committee during the year and was eligible to attend (including avoiding conflicts of interest).

** Not a member of the relevant committee.

All committees have one or more independent members who are not members of the board of directors.

DIRECTORS' REPORT (continued)

Insurance of Officers

The company has entered into an agreement with its insurer to insure all directors of the company including executive officers of the company and its controlled entities and independent members of committees.

The liabilities insured are legal costs that may be incurred in defending civil or criminal proceedings that may be brought against the officers in their capacity as directors or executive officers or independent members of committees of entities in the consolidated entity, and any other payments arising from liabilities incurred by the officers in connection with such proceedings. This does not include such liabilities that arise from conduct involving a wilful breach of duty or the improper use of inside information or position to gain advantage or to cause detriment to the company.

Disclosure of the amount of premium paid is prohibited under the terms of the insurance contract.

Indemnification of auditors

To the extent permitted by law, the Company has agreed to indemnify its auditors, Ernst & Young Australia, as part of the terms of its audit engagement agreement against claims by third parties arising from the audit. No payment has been made to indemnify Ernst & Young Australia during or since the financial year.

Rounding of Amounts

The company is of a kind referred to in Legislative Instrument 2016/191, issued by the Australian Securities and Investments Commission, relating to the 'rounding off' of amounts in the directors' report. Amounts in the directors' report have been rounded off in accordance with that Legislative Instrument to the nearest thousand dollars, or in certain cases, the nearest dollar.

Auditor and Auditor's Independence Declaration

A copy of the auditor's independence declaration as required under Subdivision 60-C of the *Australian Charities and Not-for-Profits Commission Act 2012* is set out on the next page.

This report is made in accordance with a resolution of the directors.



Honourable Dr Annabelle Bennett AC SC
Director and Chancellor



Professor Tim Brailsford
Vice Chancellor and President

Gold Coast
26 March 2021



**Building a better
working world**

Ernst & Young
111 Eagle Street
Brisbane QLD 4000 Australia
GPO Box 7878 Brisbane QLD 4001

Tel: +61 7 3011 3333
Fax: +61 7 3011 3100
ey.com/au

Auditor's Independence Declaration to the Directors of Bond University Limited

In relation to our audit of the financial report of Bond University Limited for the financial year ended 31 December 2020 and in accordance with Subdivision 60-C of the Australian Charities and Not-for profits Commission Act 2012, to the best of my knowledge and belief, there have been no contraventions of the auditor independence requirements of any applicable code of professional conduct.

A handwritten signature in black ink that reads 'Ernst & Young' in a cursive, stylized font.

Ernst & Young

A handwritten signature in black ink that reads 'Alison de Groot' in a cursive, stylized font.

Alison de Groot
Partner
26 March 2021

FINANCIAL REPORT

31 DECEMBER 2020

CONTENTS

	Page
Financial statements	
Consolidated statement of profit or loss	13
Consolidated statement of comprehensive income	14
Consolidated statement of financial position	15
Consolidated statement of changes in equity	16
Consolidated statement of cash flows	17
Notes to the consolidated financial statements	18
Directors' declaration	49
Independent auditor's report to the members	50

Bond University Limited is a not-for-profit company limited by guarantee, incorporated and domiciled in Australia. Its registered office and principal place of business is:

Bond University Limited
Level 6, The Arch
Bond University Qld 4229

A description of the nature of the consolidated entity's operations and its principal activities is included in the directors' report on pages 1 - 2, which does not form part of these financial statements.

**CONSOLIDATED STATEMENT OF PROFIT OR LOSS
FOR THE YEAR ENDED 31 DECEMBER 2020**

	Notes	2020 \$'000	2019 \$'000
Revenue from continuing operations	5	171,369	199,744
Other income	6	35,405	12,907
Salaries and related expenses	7(a)	(125,565)	(126,805)
Teaching and other expenses	7(b)	(13,332)	(15,753)
Facilities management and maintenance		(12,348)	(12,140)
Utilities and outgoings		(4,792)	(5,010)
Marketing and promotional expenses		(6,423)	(13,097)
Food and beverage cost – Conference Centre		(1,578)	(3,036)
Service fee – external programs		(1,047)	(1,015)
Consumables		(1,298)	(1,983)
Minor equipment		(951)	(727)
Earnings before interest, tax, depreciation and amortisation		39,440	33,085
Depreciation and amortisation expenses	7(c)	(17,912)	(17,542)
Finance costs	7(d)	(748)	(1,177)
Profit before income tax		20,780	14,366
Income tax expense	2.3(f)	-	-
Profit for the year		20,780	14,366

As a not-for-profit University, any profit is reinvested into the University's activities and facilities.

The above consolidated statement of profit or loss should be read in conjunction with the accompanying notes.

**CONSOLIDATED STATEMENT OF COMPREHENSIVE INCOME
FOR THE YEAR ENDED 31 DECEMBER 2020**

	Notes	2020	2019
		\$'000	\$'000
Profit for the year		20,780	14,366
Other comprehensive income			
<i>Other comprehensive income that will not be reclassified to profit or loss in subsequent periods (net of tax):</i>			
Net gain on equity instruments designated at fair value through other comprehensive income	21	<u>9,139</u>	18,625
Other comprehensive income for the year, net of tax		<u>9,139</u>	18,625
Total comprehensive income for the year, net of tax		<u>29,919</u>	32,991

The above consolidated statement of comprehensive income should be read in conjunction with the accompanying notes.

**CONSOLIDATED STATEMENT OF FINANCIAL POSITION
AS AT 31 DECEMBER 2020**

	Note	2020 \$'000	2019 \$'000
ASSETS			
CURRENT ASSETS			
Cash and short-term deposits	8	106,446	90,423
Cash - Restricted	9	18,870	18,153
Trade and other receivables	10	4,348	3,469
Prepayments		5,833	5,972
Inventories	11	304	273
Other current financial assets	12	24	10
TOTAL CURRENT ASSETS		135,825	118,300
NON-CURRENT ASSETS			
Trade receivables	10	24	18
Property, plant and equipment	13	178,832	177,270
Intangible assets	14	4,332	5,247
Investment in an associate	15	-	40
Other non-current financial assets	12	55,998	46,859
TOTAL NON-CURRENT ASSETS		239,186	229,434
TOTAL ASSETS		375,011	347,734
LIABILITIES			
CURRENT LIABILITIES			
Trade and other payables	16	15,326	16,211
Interest-bearing loans and borrowings	17	570	448
Provisions	18	27,981	21,714
Contract liabilities	19	15,860	17,437
TOTAL CURRENT LIABILITIES		59,737	55,810
NON-CURRENT LIABILITIES			
Interest-bearing loans and borrowings	17	30,747	36,993
Provisions	18	1,520	1,843
TOTAL NON-CURRENT LIABILITIES		32,267	38,836
TOTAL LIABILITIES		92,004	94,646
NET ASSETS		283,007	253,088
EQUITY			
Contributed equity	20	-	-
Reserves	21	52,101	42,962
Retained earnings		230,906	210,126
TOTAL EQUITY		283,007	253,088

The above consolidated statement of financial position should be read in conjunction with the accompanying notes.

**CONSOLIDATED STATEMENT OF CHANGES IN EQUITY
FOR THE YEAR ENDED 31 DECEMBER 2020**

	Notes	Contributed Equity \$'000	Reserves \$'000	Retained Earnings \$'000	Total Equity \$'000
As at 1 January 2019		-	24,337	195,760	220,097
Profit for the year		-	-	14,366	14,366
Other comprehensive income		-	18,625	-	18,625
Total comprehensive income		-	18,625	14,366	32,991
As at 31 December 2019		-	42,962	210,126	253,088
Profit for the year		-	-	20,780	20,780
Other comprehensive income	21	-	9,139	-	9,139
Total comprehensive income		-	9,139	20,780	29,919
As at 31 December 2020	21	-	52,101	230,906	283,007

The above consolidated statement of changes in equity should be read in conjunction with the accompanying notes.

**CONSOLIDATED STATEMENT OF CASH FLOWS
FOR THE YEAR ENDED 31 DECEMBER 2020**

	Notes	2020 \$'000	2019 \$'000
Operating Activities			
Receipts from customers		174,418	208,017
Receipt of Jobkeeper grant		17,718	-
Payments to suppliers and employees		(161,373)	(172,093)
Dividend received		4,595	3,064
Interest received		848	2,341
Interest paid		(749)	(1,176)
Net cash flows from operating activities		35,457	40,153
Investing Activities			
Payments for property, plant and equipment		(11,462)	(19,085)
Payments for intangible assets		(926)	(3,463)
Payment for investment in an associate		-	(40)
Proceeds from winding-up of associate		12	-
Proceeds from sale of property, plant and equipment		114	68
Net cash flows used in investing activities		(12,262)	(22,520)
Financing Activities			
Payment of principal portion of lease liabilities		(622)	(571)
Repayment of borrowings		(6,500)	-
Net cash flows used in financing activities		(7,122)	(571)
Net increase/(decrease) in cash and cash equivalents		16,073	17,062
Net foreign exchange difference		(50)	4
Cash and short-term deposits at 1 January		90,423	73,357
Cash and short-term deposits at 31 December	8	106,446	90,423

The above consolidated statement of cash flows should be read in conjunction with the accompanying notes.

CONTENTS OF THE NOTES TO THE CONSOLIDATED FINANCIAL STATEMENTS

	Page
1 Corporate Information	19
2 Significant Accounting Policies	19
3 Significant Accounting Judgments, Estimates and Assumptions	33
4 Group information	34
5 Revenue	34
6 Other Income	35
7 Expenses	35
8 Cash and short-term deposits	36
9 Cash - Restricted	36
10 Trade and other receivables	36
11 Inventories	37
12 Other financial assets	37
13 Property, Plant and Equipment	38
14 Intangible Assets	40
15 Investment in an associate	40
16 Trade and other payables	41
17 Interest-bearing loans and borrowings	41
18 Provisions	43
19 Contract liabilities	43
20 Contributed equity	43
21 Reserves	43
22 Leases	44
23 Commitments and contingencies	44
24 Related party disclosures	45
25 Events after reporting period	45
26 Parent Entity Financial Information	46
27 Acquittal of Australian Government Financial Assistance Parent Entity (University) Only	47

NOTES TO THE CONSOLIDATED FINANCIAL STATEMENTS

For the year ended 31 December 2020

1. Corporate information

The consolidated financial statements of Bond University Limited and its subsidiaries (collectively, the Group) for the year ended 31 December 2020 were authorised for issue in accordance with a resolution of the directors on 26 March 2021. Bond University Limited (the Company or the parent) is a not-for-profit company limited by guarantee incorporated in Australia.

The Group is principally engaged in the promotion and operation of Bond University. The Group's principal place of business is Robina, Queensland, Australia. Further information on the nature of the operations and principal activities of the Group is provided in the directors' report. Information on the Group's structure is provided in Note 4. Information on other related party relationships of the Group is provided in Note 24.

2. Significant accounting policies

2.1 Basis of preparation

Statement of compliance

The financial report is a general purpose financial report, which has been prepared in accordance with the requirements of the Australian Charities and Not-for-Profits Commission Act 2012, Australian Accounting Standards – Reduced Disclosure Requirements and other authoritative pronouncements of the Australian Accounting Standards Board. The Group is a not-for-profit, private sector entity which is not publicly accountable. Therefore, the consolidated financial statements for the Group are tier 2 general purpose financial statements which have been prepared in accordance with Australian Accounting Standards – Reduced Disclosure Requirements (AASB – RDRs).

The financial report has been prepared on a historical cost basis, except for financial assets at fair value through other comprehensive income, financial assets at fair value through profit or loss and donated artworks, which have been measured at fair value.

The financial report is presented in Australian dollars and all values are rounded to the nearest thousand dollars (\$000) unless otherwise stated.

The consolidated financial statements provide comparative information in respect of the previous period.

2.2 Basis of consolidation

The consolidated financial statements comprise the financial statements of Bond University Limited and its subsidiaries (the Group) as at 31 December 2020. Control is achieved when the Group is exposed, or has rights, to variable returns from its involvement with the subsidiary and has the ability to affect those returns through its power over the subsidiary. Specifically, the Group controls a subsidiary if and only if the Group has:

- Power over the subsidiary (i.e. existing rights that give it the current ability to direct the relevant activities of the subsidiary);
- Exposure, or rights, to variable returns from its involvement with the subsidiary; and
- The ability to use its power over the subsidiary to affect its returns.

Generally, there is a presumption that a majority of voting rights results in control. To support this presumption and when the Group has less than a majority of the voting or similar rights of a subsidiary, the Group considers all relevant facts and circumstances in assessing whether it has power over a subsidiary, including:

- The contractual arrangement(s) with the other vote holders of the subsidiary;
- Rights arising from other contractual arrangements;
- The Group's voting rights and potential voting rights.

NOTES TO THE CONSOLIDATED FINANCIAL STATEMENTS (continued)

For the year ended 31 December 2020

2. Significant accounting policies (continued)

2.2 Basis of consolidation (continued)

The Group re-assesses whether or not it controls a subsidiary if facts and circumstances indicate that there are changes to one or more of the three elements of control. Consolidation of a subsidiary begins when the Group obtains control over the subsidiary and ceases when the Group loses control of the subsidiary. Assets, liabilities, income and expenses of a subsidiary acquired or disposed of during the year are included in the consolidated financial statements from the date the Group gains control until the date the Group ceases to control the subsidiary.

When necessary, adjustments are made to the financial statements of subsidiaries to bring their accounting policies in line with the Group's accounting policies. All intra-group assets and liabilities, equity, income, expenses and cash flows relating to transactions between members of the Group are eliminated in full on consolidation.

2.3 Summary of significant accounting policies

(a) Investment in associates

An associate is an entity over which the Group has significant influence. Significant influence is the power to participate in the financial and operating policy decisions of the investee, but is not control or joint control over those policies.

The considerations made in determining significant influence or joint control are similar to those necessary to determine control over subsidiaries.

The Group's investment in its associate are accounted for using the equity method.

Under the equity method, the investment in an associate is initially recognised at cost. The carrying amount of the investment is adjusted to recognise changes in the Group's share of net assets of the associate since the acquisition date.

The statement of profit or loss reflects the Group's share of the results of operations of the associate. Any change in OCI of those investees is presented as part of the Group's OCI. In addition, when there has been a change recognised directly in the equity of the associate, the Group recognises its share of any changes, when applicable, in the statement of changes in equity. Unrealised gains and losses resulting from transactions between the Group and the associate are eliminated to the extent of the interest in the associate.

The aggregate of the Group's share of profit or loss of an associate is shown on the face of the statement of profit or loss outside operating profit and represents profit or loss after tax and non-controlling interests in the subsidiaries of the associate.

After application of the equity method, the Group determines whether it is necessary to recognise an impairment loss on its investment in its associate. At each reporting date, the Group determines whether there is objective evidence that the investment in the associate is impaired. If there is such evidence, the Group calculates the amount of impairment as the difference between the recoverable amount of the associate and its carrying value, and then recognises the loss within 'Share of profit of an associate' in the statement of profit or loss.

Upon loss of significant influence over the associate, the Group measures and recognises any retained investment at its fair value. Any difference between the carrying amount of the associate upon loss of significant influence or joint control and the fair value of the retained investment and proceeds from disposal is recognised in profit or loss.

NOTES TO THE CONSOLIDATED FINANCIAL STATEMENTS (continued)

For the year ended 31 December 2020

2.3 Summary of significant accounting policies (continued)

(b) Current versus non-current classification

The Group presents assets and liabilities in the statement of financial position based on current/non-current classification. An asset is current when it is:

- Expected to be realised or intended to be sold or consumed in the normal operating cycle
- Held primarily for the purpose of trading
- Expected to be realised within twelve months after the reporting period

Or

- Cash or cash equivalent unless restricted from being exchanged or used to settle a liability for at least twelve months after the reporting period

All other assets are classified as non-current.

A liability is current when:

- It is expected to be settled in the normal operating cycle
- It is held primarily for the purpose of trading
- It is due to be settled within twelve months after the reporting period

Or

- There is no unconditional right to defer the settlement of the liability for at least twelve months after the reporting period

The Group classifies all other liabilities as non-current.

(c) Fair value measurement

The Group measures financial instruments such as equity investments and non-financial assets such as donated artworks at fair value at each balance sheet date. Fair value is the price that would be received to sell an asset or paid to transfer a liability in an orderly transaction between market participants at the measurement date. The fair value measurement is based on the presumption that the transaction to sell the asset or transfer the liability takes place either:

- In the principal market for the asset or liability
- Or
- In the absence of a principal market, in the most advantageous market for the asset or liability

The principal or the most advantageous market must be accessible by the Group.

The fair value of an asset or a liability is measured using the assumptions that market participants would use when pricing the asset or liability, assuming that market participants act in their economic best interest.

A fair value measurement of a non-financial asset takes into account a market participant's ability to generate economic benefits by using the asset in its highest and best use or by selling it to another market participant that would use the asset in its highest and best use.

The Group uses valuation techniques that are appropriate in the circumstances and for which sufficient data are available to measure fair value, maximising the use of relevant observable inputs and minimising the use of unobservable inputs.

NOTES TO THE CONSOLIDATED FINANCIAL STATEMENTS (continued)

For the year ended 31 December 2020

2.3 Summary of significant accounting policies (continued)

(d) Revenue recognition

Revenue from contracts with customers

Revenue from contracts with customers is recognised when control of the goods or services are transferred to the customer at an amount that reflects the consideration to which the Group expects to be entitled in exchange for those goods or services.

Rendering of services

Revenue from tuition and student food and accommodation is recognised over time as and when the services are provided to students. Tuition revenue is net of financial aid scholarship and discounts provided to students by the University. Other food and beverage income is recognised upon provision to customers.

When the courses have been paid in advance by students (e.g. before starting the academic period) the Group recognises a contract liability until the services are delivered.

Research

Revenue recognition for research funding is dependent upon the source of the funding and the nature of the transaction.

Funding received for research that relates to an enforceable agreement with sufficiently specific performance obligations are recognised as income when the performance obligations have been met. The portion of funding received that relates to unsatisfied performance obligations are recognised as a contract liability.

Income of not-for-profit

Grants and donations

Grants and donations income are recognised immediately when the funds are received. Any funding received that relates to an enforceable agreement with sufficiently specific performance obligations are recognised as income when the performance obligations have been met. The portion of funding received that relates to unsatisfied performance obligations are recognised as a contract liability.

Contract liabilities

A contract liability is recognised if a payment is received before the Group transfers the related goods or services. Contract liabilities are recognised as revenue when the Group performs under the contract (i.e., transfers control of the related goods or services to the customer)

(e) Government Grants

Due to the financial impact of Covid-19, the Group applied for and received wage subsidy grants from the government. The condition of the wage subsidy grants are based on employer, employee, and payment conditions, which the Group has met.

Government grants are recognised where there is reasonable assurance that the grant will be received and all attached conditions will be complied with. When the grant relates to an expense item, it is recognised as income on a systematic basis over the periods that the related costs, for which it is intended to compensate, are expensed.

NOTES TO THE CONSOLIDATED FINANCIAL STATEMENTS (continued)

For the year ended 31 December 2020

2.3 Summary of significant accounting policies (continued)

(f) Taxes

Income tax

The Company, Bond University Ltd, and its controlled entities, Campus Operations Pty Ltd and Lashkar Pty Ltd are exempt from income tax under section 50-5 of the Income Tax Assessment Act 1997.

Goods and Services Tax (GST)

Revenues, expenses and assets are recognised net of the amount of associated GST, unless the GST incurred is not recoverable from the taxation authority. In this case it is recognised as part of the cost of acquisition of the asset or as part of the expense.

Receivables and payables are stated inclusive of GST. The net amount of GST recoverable from, or payable to, the taxation authority is included as part of receivables or payables in the statement of financial position. Commitments and contingencies are disclosed net of the amount of GST recoverable from, or payable to, the taxation authority.

Cash flows are included in the statement of cash flows on a gross basis and the GST component of cash flows arising from investing and financing activities, which is recoverable from, or payable to, the taxation authority is classified as part of operating cash flows.

(g) Foreign Currencies

The Group's consolidated financial statements are presented in Australian dollars, which is also the parent company's functional currency. For each entity, the Group determines the functional currency and items included in the financial statements of each entity are measured using that functional currency.

Transactions in foreign currencies are initially recorded by the Group's entities at their respective functional currency spot rates when the transaction first qualifies for recognition. Monetary assets and liabilities denominated in foreign currencies are translated at the functional currency spot rates of exchange at the reporting date. Differences arising on settlement or translation of monetary items are recognised in profit or loss.

(h) Cash and short-term deposits

Cash and short-term deposits in the statement of financial position comprise cash on hand, deposits held at call with financial institutions, other short-term, highly liquid investments with original maturities of six months or less that are readily convertible to known amounts of cash and which are subject to an insignificant risk of changes in value, and bank overdrafts.

For the purpose of the consolidated statement of cash flows, cash excludes cash balances with restrictions on their use, such as endowment fund, research and other restricted funds.

NOTES TO THE CONSOLIDATED FINANCIAL STATEMENTS (continued)

For the year ended 31 December 2020

2.3 Summary of significant accounting policies (continued)

(i) Property, Plant and Equipment

Construction in progress and all property, plant and equipment (except donated artworks) are stated at cost, net of accumulated depreciation. Such cost includes expenditure that is directly attributable to the acquisition of the items. Donated artworks are capitalised at their fair value at the date of acquisition with the corresponding amount going to donation income.

Subsequent costs are included in the asset's carrying amount or recognised as a separate asset, as appropriate, only when it is probable that future economic benefits associated with the item will flow to the Group and the cost of the item can be measured reliably. The carrying amount of any component accounted for as a separate asset is derecognised when replaced. All other repairs and maintenance are charged to the statement of profit or loss during the reporting period in which they are incurred.

Where assets which would otherwise be classified as investment properties are held to meet service delivery objectives rather than to earn rental or for capital appreciation, they are classified as property in the financial statements.

Land and artworks are not depreciated but are tested for impairment. Depreciation on other assets is calculated using the straight line basis over their estimated useful lives or, in the case of certain leased plant and equipment, the shorter lease term. The assets have been depreciated as follows:

Buildings	10 to 50 years
Computer Equipment	3 years
Other Plant and Equipment	5 years
Furniture and Fitout	5 years
Library Books and Journals	5 years
Motor vehicles	5 years

An item of property, plant and equipment and any significant part initially recognised is derecognised upon disposal or when no future economic benefits are expected from its use or disposal. Any gain or loss arising on derecognition of the asset (calculated as the difference between the net disposal proceeds and the carrying amount of the asset) is included in the statement of profit or loss when the asset is derecognised.

The assets' residual values and useful lives are reviewed at each financial year end and adjusted if appropriate.

NOTES TO THE CONSOLIDATED FINANCIAL STATEMENTS (continued)

For the year ended 31 December 2020

2.3 Summary of significant accounting policies (continued)

(j) Leases

The Group assesses at contract inception whether a contract is, or contains, a lease. That is, if the contract conveys the right to control the use of an identified asset for a period of time in exchange for consideration.

Group as a lessee

The Group applies a single recognition and measurement approach for all leases, except for short-term leases and leases of low-value assets. The Group recognises lease liabilities to make lease payments and right-of-use assets representing the right to use the underlying assets.

i) Right-of-use assets

The Group recognises right-of-use assets at the commencement date of the lease (i.e., the date the underlying asset is available for use). Right-of-use assets are measured at cost, less any accumulated depreciation and impairment losses, and adjusted for any remeasurement of lease liabilities. The cost of right-of-use assets includes the amount of lease liabilities recognised, initial direct costs incurred, and lease payments made at or before the commencement date less any lease incentives received.

The Group considers the substance of the leasing arrangements and the likelihood of continuance of the leases through exercise of renewal options in order to determine the appropriate accounting treatment. Management has included renewal options in the measurement of lease liabilities when it would be reasonably certain that an option to extend a lease would be exercised.

Right-of-use assets are depreciated on a straight-line basis over the shorter of the lease term and the estimated useful lives of the assets, as follows:

Leased plant and equipment	3 to 5 years
Leased motor vehicles	4 years
Leased property	5 years

If ownership of the leased asset transfers to the Group at the end of the lease term or the cost reflects the exercise of a purchase option, depreciation is calculated using the estimated useful life of the asset.

The right-of-use assets are also subject to impairment.

NOTES TO THE CONSOLIDATED FINANCIAL STATEMENTS (continued)

For the year ended 31 December 2020

2.3 Summary of significant accounting policies (continued)

ii) Lease liabilities

At the commencement date of the lease, the Group recognises lease liabilities measured at the present value of lease payments to be made over the lease term. The lease payments include fixed payments (including in-substance fixed payments) less any lease incentives receivable, variable lease payments that depend on an index or a rate, and amounts expected to be paid under residual value guarantees. The lease payments also include the exercise price of a purchase option reasonably certain to be exercised by the Group and payments of penalties for terminating the lease, if the lease term reflects the Group exercising the option to terminate. Variable lease payments that do not depend on an index or a rate are recognised as expenses (unless they are incurred to produce inventories) in the period in which the event or condition that triggers the payment occurs.

In calculating the present value of lease payments, the Group uses its incremental borrowing rate at the lease commencement date if the interest rate implicit in the lease is not readily determinable. After the commencement date, the amount of lease liabilities is increased to reflect the accretion of interest and reduced for the lease payments made. In addition, the carrying amount of lease liabilities is remeasured if there is a modification, a change in the lease term, a change in the lease payments (e.g., changes to future payments resulting from a change in an index or rate used to determine such lease payments) or a change in the assessment of an option to purchase the underlying asset.

The Group's lease liabilities are included in Interest-bearing loans and borrowings.

iii) Short-term leases and leases of low-value assets

The Group applies the short-term lease recognition exemption to its short-term leases of plant and equipment (i.e., those leases that have a lease term of 12 months or less from the commencement date and do not contain a purchase option). It also applies the lease of low-value assets recognition exemption to leases of plant and equipment that are considered to be low value. Lease payments on short-term leases and leases of low-value assets are recognised as expense on a straight-line basis over the lease term.

(k) Borrowing Costs

Borrowing costs directly attributable to the acquisition, construction or production of an asset that necessarily takes a substantial period of time to get ready for its intended use or sale are capitalised as part of the cost of the asset. All other borrowing costs are expensed in the period in which they occur. Borrowing costs consist of interest and other costs that an entity incurs in connection with the borrowing of funds.

NOTES TO THE CONSOLIDATED FINANCIAL STATEMENTS (continued)

For the year ended 31 December 2020

2.3 Summary of significant accounting policies (continued)

(I) Intangible Assets

Intangible assets acquired separately are measured on initial recognition at cost. The cost of intangible assets acquired in a business combination is their fair value at the date of acquisition. Following initial recognition, intangible assets are carried at cost less any accumulated amortisation and accumulated impairment losses.

Intangible assets with finite lives are amortised over the useful economic life and assessed for impairment whenever there is an indication that the intangible asset may be impaired. The amortisation period and the amortisation method for an intangible asset with a finite useful life are reviewed at least at the end of each reporting period. Changes in the expected useful life or the expected pattern of consumption of future economic benefits embodied in the asset are considered to modify the amortisation period or method, as appropriate, and are treated as changes in accounting estimates. The amortisation expense on intangible assets with finite lives is recognised in the statement of profit or loss in the expense category that is consistent with the function of the intangible assets.

An intangible asset is derecognised upon disposal or when no future economic benefits are expected from its use or disposal. Any gain or loss arising upon derecognition of the asset (calculated as the difference between the net disposal proceeds and the carrying amount of the asset) is included in the statement of profit or loss.

Computer software

Computer software has a finite useful life and are carried at cost less accumulated amortisation. Amortisation is calculated using the straight line method to allocate the cost of computer software over their estimated useful life of 3 years.

Research and development costs - Course Development Costs

Research costs are expensed as incurred. Development expenditures on an individual project are recognised as an intangible asset when the group can demonstrate:

- The technical feasibility of completing the intangible asset so that the asset will be available for use
- Its intention to complete and its ability to use
- How the asset will generate future economic benefits
- The availability of resources to complete the asset
- The ability to measure reliably the expenditure during development

Following initial recognition of the development expenditure as an asset, the asset is carried at cost less any accumulated amortisation and accumulated impairment loss. Amortisation of the asset begins when development is complete and the asset is available for use. It is amortised over the period of expected future benefit. Amortisation is recorded in operating expense. During the period of development, the asset is tested for impairment annually.

NOTES TO THE CONSOLIDATED FINANCIAL STATEMENTS (continued)

For the year ended 31 December 2020

2.3 Summary of significant accounting policies (continued)

(m) Financial instruments - initial recognition and subsequent measurement

A financial instrument is any contract that gives rise to a financial asset of one entity and a financial liability or equity instrument of another entity.

a) Financial assets

Initial recognition and measurement

Financial assets are classified, at initial recognition, as subsequently measured at amortised cost, fair value through other comprehensive income (OCI), and fair value through profit or loss.

The classification of financial assets at initial recognition depends on the financial asset's contractual cash flow characteristics and the Group's business model for managing them. With the exception of trade receivables that do not contain a significant financing component or for which the Group has applied the practical expedient, the Group initially measures a financial asset at its fair value plus, in the case of a financial asset not at fair value through profit or loss, transaction costs. Trade receivables that do not contain a significant financing component or for which the Group has applied the practical expedient are measured at the transaction price determined under AASB 15.

In order for a financial asset to be classified and measured at amortised cost or fair value through OCI, it needs to give rise to cash flows that are 'solely payments of principal and interest (SPPI)' on the principal amount outstanding. This assessment is referred to as the SPPI test and is performed at an instrument level.

The Group's business model for managing financial assets refers to how it manages its financial assets in order to generate cash flows. The business model determines whether cash flows will result from collecting contractual cash flows, selling the financial assets, or both.

Purchases and sales of financial assets are recognised on the trade date – the date that the Group commits to purchase or sell the asset.

Subsequent measurement

For purposes of subsequent measurement, financial assets are classified in these categories:

- Financial assets at amortised cost (trade receivables)
- Financial assets at fair value through OCI with no recycling of cumulative gains and losses upon derecognition (equity instruments)
- Financial assets at fair value through profit or loss

Financial assets at amortised cost (trade receivables)

This category is the most relevant to the Group. The Group measures financial assets at amortised cost if both of the following conditions are met:

- The financial asset is held within a business model with the objective to hold financial assets in order to collect contractual cash flows
- And
- The contractual terms of the financial asset give rise on specified dates to cash flows that are solely payments of principal and interest on the principal amount outstanding

Financial assets at amortised cost are subsequently measured using the effective interest (EIR) method and are subject to impairment. Gains and losses are recognised in profit or loss when the asset is derecognised, modified or impaired.

NOTES TO THE CONSOLIDATED FINANCIAL STATEMENTS (continued)

For the year ended 31 December 2020

2.3 Summary of significant accounting policies (continued)

Financial assets designated at fair value through OCI (equity instruments)

Upon initial recognition, the Group can elect to classify irrevocably its equity investments as equity instruments designated at fair value through OCI when they meet the definition of equity under IAS 32 *Financial Instruments: Presentation* and are not held for trading. The classification is determined on an instrument-by-instrument basis.

Gains and losses on these financial assets are never recycled to profit or loss. Dividends are recognised as other income in the statement of profit or loss when the right of payment has been established, except when the Group benefits from such proceeds as a recovery of part of the cost of the financial asset, in which case, such gains are recorded in OCI. Equity instruments designated at fair value through OCI are not subject to impairment assessment.

The Group elected to classify irrevocably its listed and non-listed equity investments under this category.

Financial assets at fair value through profit or loss

Financial assets at fair value through profit or loss are carried in the statement of financial position at fair value with net changes in fair value recognised in the statement of profit or loss.

Financial assets at fair value through profit or loss include financial assets held for trading, financial assets designated upon initial recognition at fair value through profit or loss, or financial assets mandatorily required to be measured at fair value. Financial assets are classified as held for trading if they are acquired for the purpose of selling or repurchasing in the near term. Financial assets with cash flows that are not solely payments of principal and interest are classified and measured at fair value through profit or loss.

This category includes listed equity investments which the Group had not irrevocably elected to classify at fair value through OCI. Dividends on listed equity investments are also recognised as other revenue in the statement of profit or loss when the right of payment has been established.

Derecognition

A financial asset is primarily derecognised when:

- The rights to receive cash flows from the financial assets have expired

Or

- The Group has transferred its rights to receive cash flows from the asset or has assumed an obligation to pay the received cash flows in full without material delay to a third party under a 'pass-through' arrangement; and either (a) the Group has transferred substantially all the risks and rewards of the asset, or (b) the Group has neither transferred nor retained substantially all the risks and rewards of the asset, but has transferred control of the asset

When the Group has transferred its rights to receive cash flows from an asset or has entered into a pass-through arrangement, it evaluates if, and to what extent, it has retained the risks and rewards of ownership. When it has neither transferred nor retained substantially all of the risks and rewards of the asset, nor transferred control of the asset, the Group continues to recognise the transferred asset to the extent of its continuing involvement. In that case, the Group also recognises an associated liability. The transferred asset and the associated liability are measured on a basis that reflects the rights and obligations that the Group has retained.

NOTES TO THE CONSOLIDATED FINANCIAL STATEMENTS (continued)

For the year ended 31 December 2020

2.3 Summary of significant accounting policies (continued)

Impairment of financial assets

The Group recognises an allowance for expected credit losses (ECLs) for all trade receivables not held at fair value through profit or loss. ECLs are based on the difference between the contractual cash flows due in accordance with the contract and all the cash flows that the Group expects to receive.

For trade receivables, the Group applied the standard's simplified approach and has calculated ECLs based on lifetime expected credit losses. The Group does not track changes in credit risk, but instead recognises a loss allowance based on lifetime ECLs at each reporting date. The Group has established a provision matrix that is based on its historical credit loss experience, adjusted for forward-looking factors specific to the debtors and the economic environment.

The Group considers a financial asset to be in default when internal or external information indicates that the Group is unlikely to receive the outstanding contractual amounts in full before taking into account any credit enhancements held by the Group. A financial asset is written off when there is no reasonable expectation of recovering the contractual cash flows.

b) Financial liabilities

Initial recognition and measurement

Financial liabilities are classified, at initial recognition, as payables or loans and borrowings, as appropriate. All financial liabilities are recognised initially at fair value and, in the case of loans and borrowings and payables, net of directly attributable transaction costs.

The Group's financial liabilities include trade and other payables and loans and borrowings.

Subsequent measurement

The measurement of financial liabilities depends on their classification, as described below:

Trade and Other Payables

These amounts represent liabilities for goods and services provided to the Group prior to the end of the financial year which are unpaid. The amounts are unsecured and are usually paid within 30 days of recognition. Trade and other payables are presented as current liabilities unless payment is not due within 12 months from the reporting date. They are recognised initially at their fair value and subsequently measured at amortised cost using the effective interest method.

Loans and Borrowings

After initial recognition, interest-bearing loans and borrowings are subsequently measured at amortised cost using the effective interest (EIR) method. Gains and losses are recognised in profit or loss when the liabilities are derecognised as well as through the EIR amortisation process. The EIR amortisation is included as finance costs in the statement of profit or loss.

Fees paid on the establishment of loan facilities are recognised as transaction costs of the loan to the extent that it is probable that some or all of the facility will be drawn down. In this case, the fee is deferred until the draw down occurs. To the extent there is evidence that it is probable that some or all of the facility will be drawn down, the fee is capitalised as part of the loan and amortised over the period of the facility to which it relates.

NOTES TO THE CONSOLIDATED FINANCIAL STATEMENTS (continued)

For the year ended 31 December 2020

2.3 Summary of significant accounting policies (continued)

Derecognition

A financial liability is derecognised when the obligation under the liability is discharged or cancelled or expires. When an existing financial liability is replaced by another from the same lender on substantially different terms, or the terms of an existing liability are substantially modified, such an exchange or modification is treated as the derecognition of the original liability and the recognition of a new liability. The difference in the respective carrying amounts is recognised in the statement of profit or loss.

(n) Impairment of non-financial assets

The Group assesses, at each reporting date, whether there is an indication that an asset may be impaired. If any indication exists, or when annual impairment testing for an asset is required, the Group estimates the asset's recoverable amount. An asset's recoverable amount is the higher of an asset's or cash-generating unit (CGU)'s fair value less costs of disposal and its value in use. The recoverable amount is determined for an individual asset, unless the asset does not generate cash inflows that are largely independent of those from other assets or groups of assets. When the carrying amount of an asset or CGU exceeds its recoverable amount, the asset is considered impaired and is written down to its recoverable amount.

(o) Inventories

Inventories are valued at the lower of cost and net realisable value. Costs are assigned to inventory quantities on hand at balance date on the basis of weighted average costs. Costs of purchased inventory are determined after deducting rebates and discounts. Net realisable value is the estimated selling price in the ordinary course of business less the estimated costs necessary to make the sale.

(p) Provisions

General

Provisions are recognised when the Group has a present obligation (legal or constructive) as a result of past events, it is probable that an outflow of resources embodying economic benefits will be required to settle the obligation and a reliable estimate can be made of the amount of the obligation.

Wages, salaries and annual leave

Liabilities for wages and salaries, including non-monetary benefits, annual leave expected to be settled within 12 months of the reporting date are recognised in respect of employees' services up to the reporting date. They are measured at the amounts expected to be paid when liabilities are settled.

Long service leave

The Group recognises a liability for long service leave measured as the present value of expected future payments to be made in respect of services provided by employees up to the reporting date using the projected unit credit method. Consideration is given to expected future wage and salary levels, experience of employee departures, and periods of service. Expected future payments are discounted using market yields at the reporting date that match, as closely as possible, the estimated future cash outflows.

NOTES TO THE CONSOLIDATED FINANCIAL STATEMENTS (continued)

For the year ended 31 December 2020

2.3 Summary of significant accounting policies (continued)

(q) Post-employment benefits

All employees of the Group are entitled to benefits on retirement, disability or death from the Group's superannuation plan. The Group has a defined contribution plan that receives fixed contributions from Group companies and the Group's legal or constructive obligation is limited to these contributions.

Contributions to the defined contribution fund are recognised as an expense as they become payable. Prepaid contributions are recognised as an asset to the extent that a cash refund or a reduction in the future payments is available.

2.4 Changes in accounting policies and disclosures

New and amended standards and interpretations

The Group has not early adopted any standards, interpretations or amendments that have been issued but are not yet effective.

Amendments to AASB 101 and IAS 8: Definition of Material

The amendments provide a new definition of material that states, "information is material if omitting, misstating or obscuring it could reasonably be expected to influence decisions that the primary users of general purpose financial statements make on the basis of those financial statements, which provide financial information about a specific reporting entity." The amendments clarify that materiality will depend on the nature or magnitude of information, either individually or in combination with other information, in the context of the financial statements. A misstatement of information is material if it could reasonably be expected to influence decisions made by the primary users. These amendments had no impact on the consolidated financial statements of, nor is there expected to be any future impact to the Group.

Standards issued but not yet effective

Australian Accounting Standards and Interpretations that are issued, but are not yet effective, up to the date of issuance of the Group's financial statements are disclosed below. The Group intends to adopt these standards on the required effective date. The nature and impact of each new standard or amendment is described below:

Amendments to AASB101: Classification of Liabilities as Current or Non-current

In January 2020, the Australian Accounting Standards Board issued amendments to AASB 101 Presentation of Financial Statements to specify the requirements for classifying liabilities as current or non-current. The amendments clarify:

- What is meant by a right to defer settlement
- That a right to defer must exist at the end of the reporting period
- That classification is unaffected by the likelihood that an entity will exercise its deferral right
- That only if an embedded derivative in a convertible liability is itself an equity instrument would the terms of a liability not impact its classification

The amendments are effective for annual reporting periods beginning on or after 1 January 2023 and must be applied retrospectively.

The amendments to the classification of liabilities as current or non-current is not expected to have a significant impact on the Group's consolidated financial statements.

NOTES TO THE CONSOLIDATED FINANCIAL STATEMENTS (continued)

For the year ended 31 December 2020

3. Significant accounting judgements, estimates and assumptions

The preparation of the Group's consolidated financial statements requires management to make judgements, estimates and assumptions that affect the reported amounts of revenues, expenses, assets and liabilities, and the accompanying disclosures, and the disclosure of contingent liabilities. Uncertainty about these assumptions and estimates could result in outcomes that require a material adjustment to the carrying amount of assets or liabilities affected in future periods.

Investment in Education Australia Limited

The Group fair values its investment in Education Australia Limited. Education Australia Limited holds a majority interest in IDP Education Limited (IDP). IDP is listed on the Australian Stock Exchange (ASX). The fair value of the Group's investment in Education Australia Limited was based on the net assets of Education Australia, including the quoted market price of IDP Education Limited with a discount applied in consideration of liquidity risk and other factors. Refer to Note 12 and 21 for further disclosures.

Provision for expected credit losses of trade receivables

The Group uses a provision matrix to calculate ECLs for trade receivables. The provision rates are based on days past due. The provision matrix is initially based on the Group's historical observed default rates. The Group will calibrate the matrix to adjust the historical credit loss experience with forward-looking information. At every reporting date, the historical observed default rates are updated and changes in the forward-looking estimates are analysed. The assessment of the correlation between historical observed default rates, forecast economic conditions and ECLs is a significant estimate. The amount of ECLs is sensitive to changes in circumstances and of forecast economic conditions. The Group's historical credit loss experience and forecast of economic conditions may also not be representative of the trade receivable's actual default in the future. The calculation reflects the probability-weighted outcome, the time value of money and reasonable and supportable information that is available at the reporting date about past events, current conditions and forecasts of future economic conditions. Generally, trade receivables are written-off if past due for more than one year and are not subject to enforcement activity.

Employee provisions and other provisions

Liabilities for wages, salaries and annual leave vesting to employees are recognised in respect of employees' services up to the end of the reporting period. These liabilities are measured at the amounts expected to be paid when they are settled and include related on-costs, such as workers' compensation insurance, superannuation and payroll tax. Other employee benefits are recognised as a provision where they are incurred as a result of a past event, there is a legal or constructive obligation that can be measured reliably and it is probable that an outflow of economic benefits will be required to settle the obligation. Refer to Note 18 for further details.

NOTES TO THE CONSOLIDATED FINANCIAL STATEMENTS (continued)

For the year ended 31 December 2020

4. Group information**Information about subsidiaries**

The consolidated financial statements incorporate the assets, liabilities and results of the following subsidiaries in accordance with the accounting policy described in note 2.2.

Name of Entity	Country of Incorporation	Class of shares	Cost of Parent		Equity Holding *	
			Entity's Investment		2020	2019
			2020	2019	2020	2019
			\$	\$	%	%
Campus Operations Pty Ltd	Australia	Ordinary	2	2	100	100
Lashkar Pty Ltd	Australia	Ordinary	1	1	100	100
			3	3		

* The proportion of ownership interest is equal to the proportion of voting power held.

Associate

During the year, the 25% joint venture in E-Sport Hub Gold Coast Pty Ltd previously held by the Group was wound up as shown in Note 15.

5. Revenue

	2020	2019
	\$'000	\$'000
From continuing operations		
<i>Sales Revenue</i>		
Tuition revenue – University	149,392	171,030
Tuition revenue – Bond University College	3,419	4,784
Tuition revenue – External Programs	1,937	1,918
Sale of goods – food and beverages	3,196	6,550
Student accommodation rent	2,939	4,857
Consulting income	1,151	1,037
Other student fees and charges	273	709
Sports centre income	134	326
Student activities fee income	512	1,026
Sundry income	1,552	3,981
	164,505	196,218
<i>Other Revenue</i>		
Interest	1,129	2,362
Dividends	5,735	1,164
	171,369	199,744

Tuition revenue is net of scholarships provided by the University to students which amounted to \$16.84 million in 2020 and \$15.53 million in 2019. In addition, during 2020 the University also provided Covid-19 Universal Tuition Relief of \$16.79 million to students which has been netted off tuition revenue.

Dividends include dividend from Education Australia Limited of \$5.54 million in 2020 and \$0.81 million in 2019.

NOTES TO THE CONSOLIDATED FINANCIAL STATEMENTS (continued)

For the year ended 31 December 2020

6. Other Income

	2020	2019
	\$'000	\$'000
Donations	7,497	1,685
Research grants	9,139	9,836
Other grants	18,769	1,386
	35,405	12,907

Donations include donated artworks which amounted to \$4.93 million in 2020 and \$0.65 million in 2019.

Other grants in 2020 include Jobkeeper government grant. Jobkeeper payments received from the ATO has been disclosed as income from the government as they are payments to enable the Group to further its objectives by continuing to employ its existing staff during the Covid-19 crisis. The amount received from the ATO in the period was \$17.72 million. The related amounts paid to employees are recognised as employee benefit expenses.

7. Expenses

	2020	2019
	\$'000	\$'000
Profit before income tax includes the following specific expenses:		
(a) Salaries and related expenses		
Operating salaries and related expenses	112,931	113,873
Defined contribution superannuation expense	12,634	12,932
Total Salaries and related expenses	125,565	126,805
(b) Teaching and other expenses		
Teaching and other expenses	13,332	15,782
Total Teaching and other expenses	13,332	15,782
(c) Depreciation and Amortisation		
Depreciation		
Buildings	4,656	4,682
Plant and equipment	4,523	4,592
Furniture and fitout	5,328	4,983
Motor vehicles	41	44
Library, books and journals	892	889
Total depreciation	15,440	15,190
Amortisation		
Plant and equipment under finance leases	549	538
Motor vehicles under finance leases	24	8
Property under finance leases	58	-
Course Development Cost	160	10
Computer software	1,681	1,796
Total amortisation	2,472	2,352
Total depreciation and amortisation	17,912	17,542
(d) Finance costs		
Interest and finance charges paid/payable	748	1,177
Total Finance costs	748	1,177

NOTES TO THE CONSOLIDATED FINANCIAL STATEMENTS (continued)

For the year ended 31 December 2020

8. Cash and short-term deposits

	2020	2019
	\$'000	\$'000
Cash at banks and on hand	26,746	31,033
Short-term deposits	79,700	59,390
	<u>106,446</u>	<u>90,423</u>

Cash at banks earn interest at floating rates based on daily bank deposit rates. Short-term deposits are made for periods of six months or less, depending on the immediate cash requirements of the Group, and earn interest at the respective short-term deposit rates.

9. Cash - Restricted

	2020	2019
	\$'000	\$'000
Cash - Restricted	18,870	18,153

Of the above balance, a total amount of \$2.76 million (2019: \$2.60 million) is set aside in the Endowment Fund and a total of \$16.11 million (2019: \$15.55 million) represents grants, donations and other funds set aside for restricted purposes.

Restricted funds include funds granted by external parties under conditions that they may only be utilised for specified expenditure purposes and cannot be allocated to general purpose expenditure. The grantor of the funds specifies how the funds are to be used.

10. Trade and Other receivables

	2020	2019
	\$'000	\$'000
Current		
Trade receivables	403	878
Less: Allowance for expected credit losses	(131)	(378)
	<u>272</u>	<u>500</u>
Other receivables	4,205	3,093
Less: Allowance for expected credit losses	(129)	(124)
	<u>4,076</u>	<u>2,969</u>
	<u>4,348</u>	<u>3,469</u>
Non-current		
Trade receivables	81	60
Less: Allowance for expected credit losses	(57)	(42)
	<u>24</u>	<u>18</u>

NOTES TO THE CONSOLIDATED FINANCIAL STATEMENTS (continued)

For the year ended 31 December 2020

10. Trade and Other receivables (continued)

See below for the movements in allowance for expected credit losses:

	Trade \$'000	Other \$'000	Total \$'000
At 1 January 2019	525	145	670
Provision for expected credit losses	70	(21)	49
Write-off	(177)	-	(177)
As at 31 December 2019	418	124	542
Provision for expected credit losses	(51)	5	(46)
Write-off	(197)	-	(197)
As at 31 December 2020	170	129	299

Other receivables are debtors other than students and Campus Operations debtors. There is no interest charged on overdue amounts. Collateral is not normally obtained.

11. Inventories

	2020 \$'000	2019 \$'000
At cost		
Food	66	109
Beverages	56	75
General stores	18	25
Merchandise stock	164	64
	304	273

12. Other financial assets

	2020 \$'000	2019 \$'000
Financial Assets at Fair Value through Profit or Loss		
Quoted equity shares	24	10
Total other current financial assets	24	10
Financial Assets at Fair Value through Other Comprehensive Income (OCI)		
Quoted equity shares	4,407	4,346
Unquoted equity shares	51,591	42,513
Total non-current other financial assets	55,998	46,859

Financial assets at fair value through profit or loss include equity shares of listed companies, fair values of these quoted securities are determined by reference to published price quotations in an active market. Changes in fair values are recorded in other income or other expense in the consolidated statement of profit or loss.

Financial assets designated at fair value through OCI include investments in equity shares of listed companies that are not held for trading and equity shares of non-listed companies, including the Group's investment in Education Australia Limited. Changes in fair values are recognised in the financial asset reserve in other comprehensive income – refer to note 21.

The quoted equity shares were derived from donations by external parties under conditions that they may only be utilised for specified purposes.

NOTES TO THE CONSOLIDATED FINANCIAL STATEMENTS (continued)

For the year ended 31 December 2020

13. Property, Plant and Equipment

	Land	Buildings	Construction in progress	Artworks	Plant & Equipment	Furniture, fitout & other assets	Fitout - Work in progress	Motor vehicles	Library	Subtotal Property, Plant and Equipment
	\$'000	\$'000	\$'000	\$'000	\$'000	\$'000	\$'000	\$'000	\$'000	\$'000
Cost										
At 1 January 2019	38,993	157,987	10,791	7,700	43,139	70,909	373	344	18,935	349,171
Additions	163	6,810	-	1,152	4,326	5,804	932	-	897	20,084
Disposals	-	-	-	-	(1,504)	(4,594)	-	-	(91)	(6,189)
Transfers	-	10,791	(10,791)	-	-	373	(373)	-	-	-
At 31 December 2019	39,156	175,588	-	8,852	45,961	72,492	932	344	19,741	363,066
Additions	126	6,492	-	4,930	3,266	580	552	-	816	16,762
Disposals	-	-	-	-	(1,579)	(10)	-	-	(127)	(1,716)
Transfers	-	-	-	-	-	932	(932)	-	-	-
At 31 December 2020	39,282	182,080	-	13,782	47,648	73,994	552	344	20,430	378,112
Depreciation										
At 1 January 2019	-	71,557	-	-	32,849	56,534	-	202	16,549	177,691
Depreciation charge for the year	-	4,682	-	-	4,592	4,983	-	44	889	15,190
Disposals	-	-	-	-	(1,471)	(4,594)	-	-	(84)	(6,149)
At 31 December 2019	-	76,239	-	-	35,970	56,923	-	246	17,354	186,732
Depreciation charge for the year	-	4,656	-	-	4,523	5,328	-	41	892	15,440
Disposals	-	-	-	-	(1,523)	(10)	-	-	(118)	(1,651)
At 31 December 2020	-	80,895	-	-	38,970	62,241	-	287	18,128	200,521
Net book value										
At 31 December 2019	39,156	99,349	-	8,852	9,991	15,569	932	98	2,387	176,334
At 31 December 2020	39,282	101,185	-	13,782	8,678	11,753	552	57	2,302	177,591

(a) Non-current assets pledged as security

Refer to note 17 for information on non-current assets pledged as security by the Group.

NOTES TO THE CONSOLIDATED FINANCIAL STATEMENTS (continued)

For the year ended 31 December 2020

13. Property, Plant and Equipment (continued)

	Leased plant & equipment	Leased motor vehicles	Leased property	Subtotal Right-of-use assets (leased)	Subtotal Property, Plant and Equipment	Total
	\$'000	\$'000	\$'000	\$'000	\$'000	\$'000
Cost						
At 1 January 2019	1,911	-	-	1,911	349,171	351,082
Additions	742	94	-	836	20,084	20,920
Disposals	(1,119)	-	-	(1,119)	(6,189)	(7,308)
Transfers	-	-	-	-	-	-
At 31 December 2019	1,534	94	-	1,628	363,066	364,694
Additions	634	7	295	936	16,762	17,698
Disposals	(587)	-	-	(587)	(1,716)	(2,303)
Transfers	-	-	-	-	-	-
At 31 December 2020	1,581	101	295	1,977	378,112	380,089
Depreciation						
At 1 January 2019	1,265	-	-	1,265	177,691	178,956
Depreciation charge for the year	538	8	-	546	15,190	15,736
Disposals	(1,119)	-	-	(1,119)	(6,149)	(7,268)
At 31 December 2019	684	8	-	692	186,732	187,424
Depreciation charge for the year	549	24	58	631	15,440	16,071
Disposals	(587)	-	-	(587)	(1,651)	(2,238)
At 31 December 2020	646	32	58	736	200,521	201,257
Net book value						
At 31 December 2019	850	86	-	936	176,334	177,270
At 31 December 2020	935	69	237	1,241	177,591	178,832

(a) Non-current assets pledged as security

Refer to note 17 for information on non-current assets pledged as security by the Group.

NOTES TO THE CONSOLIDATED FINANCIAL STATEMENTS (continued)

For the year ended 31 December 2020

14. Intangible Assets

	Computer software \$'000	Computer software - work in progress \$'000	Course Development Costs \$'000	Total \$'000
Cost				
At 1 January 2019	17,698	1,058	634	19,390
Additions - internally developed	1,011	352	351	1,714
Additions - separately acquired	1,384	1,383	-	2,767
Disposals	(90)	-	-	(90)
Transfers	-	(1,058)	-	(1,058)
At 31 December 2019	20,003	1,735	985	22,723
Additions - internally developed	256	-	30	286
Additions - separately acquired	1,836	540	-	2,376
Disposals	-	-	-	-
Transfers	-	(1,736)	-	(1,736)
At 31 December 2020	22,095	539	1,015	23,649
Amortisation				
At 1 January 2019	15,231	-	528	15,759
Amortisation	1,797	-	10	1,807
Disposals	(90)	-	-	(90)
At 31 December 2019	16,938	-	538	17,476
Amortisation	1,681	-	160	1,841
Disposals	-	-	-	-
At 31 December 2020	18,619	-	698	19,317
Net book value				
At 31 December 2019	3,065	1,735	447	5,247
At 31 December 2020	3,476	539	317	4,332

15. Investment in an associate

During 2020, the 25% joint venture in E-Sport Hub Gold Coast Pty Ltd previously held by the Group was wound up. The Group's interest in E-Sport Hub Gold Coast Pty Ltd is accounted for using the equity method in the consolidated financial statements.

	2020 \$'000	2019 \$'000
Investment in an associate	-	40

NOTES TO THE CONSOLIDATED FINANCIAL STATEMENTS (continued)

For the year ended 31 December 2020

16. Trade and other payables

	2020	2019
	\$'000	\$'000
Trade payables	14,418	15,326
Other payables	908	885
	15,326	16,211

Other payables

Other payables relate to Fee-Help payable to the Department of Education.

17. Interest-bearing loans and borrowings

	2020	2019
	\$'000	\$'000
Current interest-bearing loans and borrowings		
Obligations under leases (Note 22)	570	448
Total current interest-bearing loans and borrowings	570	448
Non-current interest-bearing loans and borrowings		
Obligations under leases (Note 22)	697	504
Secured bank loan	30,050	36,489
Total non-current interest-bearing loans and borrowings	30,747	36,993
Total interest-bearing loans and borrowings	31,317	37,441

The secured bank loan has been drawn down under a cash advance facility. The bank loan currently bears a floating interest rate of 0.81% (2019: 1.67%). The amortised balance of the loan establishment and extension fee capitalised as at 31 December 2020 is \$0.12 million (2019: \$0.18 million). The maturity date of this bank facility is 18 November 2022.

Collateral

Lease liabilities are effectively secured as the rights to the leased asset recognised in the financial statements revert to the lessor in the event of default.

The bank loan is secured by:

- first registered mortgages over freehold land and buildings;
- first registered company charge over all assets and undertakings of all entities in the Group;
- cross guarantee between Bond University Limited and all entities in the Group.

Covenants

The following financial covenants apply to the bank loan using terms defined therein:

- gearing ratio must at all times be less than 3.0 times; and
- interest cover ratio must at all times to be more than 2.5 times.

The company complied at all times during the year with the above covenants.

From 1 January 2021 the above covenants are replaced by the liquidity covenant where unrestricted cash must at all times be equal to or greater than 1.25 times the outstanding loan amount at any time.

NOTES TO THE CONSOLIDATED FINANCIAL STATEMENTS (continued)

For the year ended 31 December 2020

17. Interest-bearing loans and borrowings (continued)

The carrying amounts of assets pledged as security for interest-bearing loans and borrowings are:

	2020	2019
	\$'000	\$'000
Current		
<i>Floating charge</i>		
Cash and Short-term deposits	106,446	90,423
Cash - Restricted	18,870	18,153
Receivables	4,348	3,469
Prepayments and other assets	5,833	5,972
Inventories	304	273
Other current financial assets	24	10
Total current assets pledged as security	135,825	118,300
	2020	2019
	\$'000	\$'000
Non-current		
<i>First mortgage</i>		
Freehold land and buildings	126,765	124,804
<i>Finance lease</i>		
Plant and equipment under finance lease	935	850
Motor vehicles under finance lease	69	86
Property under finance lease	237	-
<i>Floating charge</i>		
Receivables	24	18
Other financial assets	55,998	46,859
Plant and equipment	37,124	37,828
Intangible assets	4,332	5,247
Total non-current assets pledged as security	225,484	215,692
Total assets pledged as security	361,309	333,992

NOTES TO THE CONSOLIDATED FINANCIAL STATEMENTS (continued)

For the year ended 31 December 2020

18. Provisions

	2020	2019
	\$'000	\$'000
Current		
Annual leave	14,482	8,987
Long service leave	13,499	12,727
	27,981	21,714
Non-current		
Long service leave	1,520	1,843
	1,520	1,843
Total	29,501	23,557

In 2020 annual leave provision includes a provision of \$4.46 million made for casual employees annual leave entitlements.

19. Contract liabilities

	2020	2019
	\$'000	\$'000
Deferred income		
- student fees	13,069	15,492
- research and grants	2,788	1,930
- sports centre	3	15
	15,860	17,437

20. Contributed equity

Bond University Limited was incorporated as a company limited by guarantee on 12 February 1987. Pursuant to the Constitution of the company, every member has undertaken in the event of a deficiency on winding up to contribute an amount not exceeding \$10. At 31 December 2020, Bond University Limited had 30 (2019: 30) members.

21. Reserves

	2020	2019
	\$'000	\$'000
Fair value reserve of financial assets designated at FVOCI	52,101	42,962
<i>Movements:</i>		
Balance 1 January	42,962	24,337
Fair value gain on financial assets designated at FVOCI	9,139	18,625
Balance 31 December	52,101	42,962

Nature and purpose of reserves

The fair value reserve of financial assets at Fair Value through Other Comprehensive Income (FVOCI) is used to record the changes in the fair value of financial assets designated at FVOCI.

NOTES TO THE CONSOLIDATED FINANCIAL STATEMENTS (continued)

For the year ended 31 December 2020

22. Leases**Group as lessee**

The Group has finance lease contracts for various items of motor vehicles, plant and equipment and office space used in its operations with lease terms between three to five years. The Group's obligations under its leases are secured by the lessor's title to the leased assets.

The Group also has certain leases of plant and equipment with lease terms of 12 months or less and leases of plant and equipment with low value. The Group applies the 'short-term lease' and 'lease of low-value assets' recognition exemptions for these leases.

Set out below are the carrying amounts of lease liabilities (included under interest-bearing loans and borrowings) and the movements during the period:

	2020	2019
	\$'000	\$'000
As at 1 January	952	689
Additions	936	836
Accretion of interest	56	36
Payments	(677)	(609)
As at 31 December 2020	1,267	952
Current	570	448
Non-Current	697	504
	1,267	952

23. Commitments and contingencies**Capital commitments**

Capital expenditure contracted for at the reporting date but not recognised as liabilities is as follows:

	2020	2019
	\$'000	\$'000
Property, plant and equipment		
Within one year	-	420

Contingent liabilities

From time to time, the Group may be subject to changes in regulatory requirements that have arisen in the normal course of business, appropriate disclosure would be made in accordance with the relevant accounting standards. The Group had no material contingent liabilities at 31 December 2020.

NOTES TO THE CONSOLIDATED FINANCIAL STATEMENTS (continued)

For the year ended 31 December 2020

24. Related party disclosures

The ultimate parent

The ultimate parent entity within the Group is Bond University Limited.

Transactions with key management personnel

There are no other transactions with key management personnel during the year other than salary payments.

Compensation of key management personnel of the Group

	2020	2019
	\$'000	\$'000
Total compensation paid to key management personnel	3,622	3,894

The amounts disclosed in the table are the amounts recognised as an expense during the reporting period related to key management personnel.

25. Events after the reporting period

Subsequent to year end, the Federal Government Fair Work Amendment (Supporting Australia's Jobs and Economic Recovery) Bill 2020 (the Bill) dealing with casual employment passed Federal Parliament on 22 March 2021 however implementation date is to be determined. At the date of this report, the Bill is still not legislation and has therefore not been taken into consideration in the determination of employee benefit provisions at 31 December 2020. This Bill is in respect to amendments under the Fair Work Act surrounding the definition of status as a casual employee and determination of employee provisions arising from that status including any offset of loading provisions.

There has not been any other matter or circumstances not otherwise dealt with in the financial report that has significantly affected or may significantly affect the Group.

NOTES TO THE CONSOLIDATED FINANCIAL STATEMENTS (continued)

For the year ended 31 December 2020

26. Parent Entity Financial Information

(a) Summary financial information

The individual financial statements for the parent entity show the following aggregate amounts:

	2020	2019
Information relating to Bond University Ltd.	\$'000	\$'000
Current assets	170,020	151,310
Total assets	374,683	345,943
Current liabilities	59,409	54,019
Total liabilities	91,676	92,855
Issued capital	-	-
Reserves	52,101	42,962
Retained earnings	230,906	210,126
Total shareholder's equity	283,007	253,088
Profit or loss of the Parent entity	20,780	14,366
Total comprehensive income of the Parent entity	29,919	32,991

(b) Guarantees entered into by the parent entity

Cross guarantees have been executed between Bond University Ltd and all of its subsidiaries to satisfy the requirements of the Group's financing arrangement. The Group has not sought relief under ASIC Class Order 98/1418. However, these entities are not required to prepare accounts on the basis that they do not meet the criteria to be classified as large proprietary companies.

(c) Contingent liabilities of the parent entity

The parent entity did not have any contingent liabilities as at 31 December 2020 or 31 December 2019.

NOTES TO THE CONSOLIDATED FINANCIAL STATEMENTS (continued)

For the year ended 31 December 2020

27. Acquittal of Australian Government Financial Assistance Parent Entity (University) Only

(a) Higher Education Loan Programs (excl OS-HELP)

	FEE-HELP		SA-HELP		Total	
	2020 \$'000	2019 \$'000	2020 \$'000	2019 \$'000	2020 \$'000	2019 \$'000
Cash Payable/(Receivable) at beginning of year	885	602	(1)	1	884	603
Financial assistance received in Cash during the reporting period	57,604	56,047	17	53	57,621	56,100
Cash available for the period	58,489	56,649	16	54	58,505	56,703
Revenue Earned	57,581	55,764	16	55	57,597	55,819
Cash Payable/(Receivable) at end of year	908	885	0	(1)	908	884

(b) Department of Education and Training Research

	Research Training Program		Research Support Program		Total	
	2020 \$'000	2019 \$'000	2020 \$'000	2019 \$'000	2020 \$'000	2019 \$'000
Financial assistance received in Cash during the reporting period	1,880	1,882	1,747	1,807	3,627	3,689
Net accrual adjustments	-	-	-	-	-	-
Revenue for the period	1,880	1,882	1,747	1,807	3,627	3,689
Surplus from the previous year	-	-	-	-	-	-
Total revenue including accrued revenue	1,880	1,882	1,747	1,807	3,627	3,689
Expenses including accrued expenses	1,880	1,882	1,747	1,807	3,627	3,689
Surplus for the reporting period	-	-	-	-	-	-

NOTES TO THE CONSOLIDATED FINANCIAL STATEMENTS (continued)

For the year ended 31 December 2020

27. Acquittal of Australian Government Financial Assistance Parent Entity (University) Only (continued)

	Total domestic students		Total overseas students	
	2020 \$'000	2019 \$'000	2020 \$'000	2019 \$'000
(c) Total Higher Education Provider Research Training Program expenditure				
Research Training Program Fees offsets	1,350	1,348	38	38
Research Training Program Stipends	488	487	4	10
Total for all types of support	1,838	1,835	42	48

DIRECTORS' DECLARATION

In accordance with a resolution of the directors of Bond University Limited, I state that:

In the opinion of the directors:

- (a) The financial statements and notes of Bond University Limited for the financial year ended 31 December 2020 are in accordance with the *Australian Charities and Not-for-Profits Commission Act 2012*, including:
 - (i) Giving a true and fair view of its financial position as at 31 December 2020 and performance for the year ended on that date; and
 - (ii) Complying with Accounting Standards - Reduced Disclosure Requirements (including the Australian Accounting Interpretations) and the *Australian Charities and Not-for-Profits Commission Regulation 2013*.
- (b) There are reasonable grounds to believe that the Company will be able to pay its debts as and when they become due and payable.

On Behalf of the Board



Honourable Dr Annabelle Bennett AC SC
Director and Chancellor



Professor Tim Brailsford
Vice Chancellor and President

Gold Coast

26 March 2021



**Building a better
working world**

Ernst & Young
111 Eagle Street
Brisbane QLD 4000 Australia
GPO Box 7878 Brisbane QLD 4001

Tel: +61 7 3011 3333
Fax: +61 7 3011 3100
ey.com/au

Independent Auditor's Report to the members of Bond University Limited

Opinion

We have audited the financial report of Bond University Limited (the Company) and its subsidiaries (collectively the Group), which comprises the consolidated statement of financial position as at 31 December 2020, the consolidated statement of comprehensive income, consolidated statement of changes in equity and consolidated statement of cash flows for the year then ended, notes to the financial statements, including a summary of significant accounting policies, and the directors' declaration.

In our opinion, the accompanying financial report of the Group is in accordance with the *Australian Charities and Not-for-Profits Commission Act 2012*, including:

- a) giving a true and fair view of the consolidated financial position of the Group as at 31 December 2020 and of its consolidated financial performance for the year ended on that date; and
- b) complying with Australian Accounting Standards - Reduced Disclosure Requirements and the *Australian Charities and Not-for-Profits Commission Regulation 2013*.

Basis for Opinion

We conducted our audit in accordance with Australian Auditing Standards. Our responsibilities under those standards are further described in the *Auditor's Responsibilities for the Audit of the Financial Report* section of our report. We are independent of the Group in accordance with the ethical requirements of the Accounting Professional and Ethical Standards Board's APES 110 *Code of Ethics for Professional Accountants* (the Code) that are relevant to our audit of the financial report in Australia. We have also fulfilled our other ethical responsibilities in accordance with the Code.

We believe that the audit evidence we have obtained is sufficient and appropriate to provide a basis for our opinion.

Information Other than the Financial Report and Auditor's Report Thereon

The directors are responsible for the other information. The other information is the directors' report accompanying the financial report.

Our opinion on the financial report does not cover the other information and accordingly we do not express any form of assurance conclusion thereon.

In connection with our audit of the financial report, our responsibility is to read the other information and, in doing so, consider whether the other information is materially inconsistent with the financial report or our knowledge obtained in the audit or otherwise appears to be materially misstated.

If, based on the work we have performed, we conclude that there is a material misstatement of this other information, we are required to report that fact. We have nothing to report in this regard.

Responsibilities of the Directors for the Financial Report

The directors of the Company are responsible for the preparation of the financial report that gives a true and fair view in accordance with Australian Accounting Standards - Reduced Disclosure Requirements and the *Australian Charities and Not-for-Profits Commission Act 2012* and for such internal control as the directors determine is necessary to enable the preparation of the financial report that gives a true and fair view and is free from material misstatement, whether due to fraud or error.

In preparing the financial report, the directors are responsible for assessing the Group's ability to continue as a going concern, disclosing, as applicable, matters relating to going concern and using the going concern basis of accounting unless the directors either intend to liquidate the Group or to cease operations, or have no realistic alternative but to do so.

Auditor's Responsibilities for the Audit of the Financial Report


Our objectives are to obtain reasonable assurance about whether the financial report as a whole is free from material misstatement, whether due to fraud or error, and to issue an auditor's report that includes our opinion. Reasonable assurance is a high level of assurance, but is not a guarantee that an audit conducted in accordance with the Australian Auditing Standards will always detect a material misstatement when it exists. Misstatements can arise from fraud or error and are considered material if, individually or in the aggregate, they could reasonably be expected to influence the economic decisions of users taken on the basis of this financial report.

As part of an audit in accordance with the Australian Auditing Standards, we exercise professional judgment and maintain professional scepticism throughout the audit. We also:

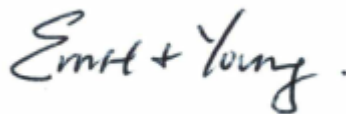
- Identify and assess the risks of material misstatement of the financial report, whether due to fraud or error, design and perform audit procedures responsive to those risks, and obtain audit evidence that is sufficient and appropriate to provide a basis for our opinion. The risk of not detecting a material misstatement resulting from fraud is higher than for one resulting from error, as fraud may involve collusion, forgery, intentional omissions, misrepresentations, or the override of internal control.
- Obtain an understanding of internal control relevant to the audit in order to design audit procedures that are appropriate in the circumstances, but not for the purpose of expressing an opinion on the effectiveness of the Group's internal control.
- Evaluate the appropriateness of accounting policies used and the reasonableness of accounting estimates and related disclosures made by the directors.

- Conclude on the appropriateness of the directors' use of the going concern basis of accounting and, based on the audit evidence obtained, whether a material uncertainty exists related to events or conditions that may cast significant doubt on the Group's ability to continue as a going concern. If we conclude that a material uncertainty exists, we are required to draw attention in our auditor's report to the related disclosures in the financial report or, if such disclosures are inadequate, to modify our opinion. Our conclusions are based on the audit evidence obtained up to the date of our auditor's report. However, future events or conditions may cause the Group to cease to continue as a going concern.
- Evaluate the overall presentation, structure and content of the financial report, including the disclosures, and whether the financial report represents the underlying transactions and events in a manner that achieves fair presentation.
- Obtain sufficient appropriate audit evidence regarding the financial information of the entities or business activities within the Group to express an opinion on the financial report. We are responsible for the direction, supervision and performance of the Group audit. We remain solely responsible for our audit opinion.

We communicate with the directors regarding, among other matters, the planned scope and timing of the audit and significant audit findings, including any significant deficiencies in internal control that we identify during our audit.




Ernst & Young



Ernst & Young



Alison de Groot
Partner
Brisbane
26 March 2021



Susie Kuo
Partner
Brisbane
26 March 2021

Bond University
Gold Coast Queensland 4229
Australia
Toll free: 1800 074 074
Phone: 07 5595 1111
Fax: 07 5595 1015
bond.edu.au/enquire

bond.edu.au



CRICOS Provider Code 00017B

The information published in this document is correct at the time of printing (May 2021). However, all programs are subject to review by the Academic Senate of the University and the University reserves the right to change its program offerings and subjects without notice. The information published in this document is intended as a guide and persons considering an offer of enrolment should contact the relevant Faculty or Institute to see if any changes have been made before deciding to accept their offer.